



StrikePlagiarism.com



Instructor's manual

Log in to Brightspace

Username *

Password *

Log In

[Forgot your password?](#)

Log in to the account



Content



Developer Reso...



Course Tools



Assessments



External Learni...



StrikePlagiarism

Select a course...

1

Select a Course.

2

Go to the Assessments and select Assignments.




Content



Developer Reso...



Course Tools



Assessments



StrikePlagiarism



Assessments



Class Progress



Grades



Assignments



Plagiat Course 10 - PlagiatCourse10

Plagiat Course 9 - PlagiatCourse9

Plagiat Course 8 - PlagiatCourse8

Plagiat Course 7 - PlagiatCourse7

Plagiat Course 6 - PlagiatCourse6

Plagiat Course 5 - PlagiatCourse5

Plagiat Course 4 - PlagiatCourse4

Plagiat Course 3 - PlagiatCourse3

Plagiat Course 2 - PlagiatCourse2

3

Create a new Assignment.

Assignments

Back to Manage Assignments

New Assignment

New Assignment

Edit Categories

More Actions

Course 1/1

Grade Out Of

100

points

in Grade Book

Due Date

1/31/2023

11:59 PM

Instructions

Paragraph

Enter the data.



Record Audio Record Video

Save and Close

Save

Cancel



Hidden



Visible

Make Assignment visible for student or keep as draft

Submission & Completion

Assignment Type

Individual Assignment

No groups exist. Create new groups in the Groups tool.

Submission Type

File submission

Files Allowed Per Submission

Unlimited

One File

Allowable File Extensions

No Restrictions

No Restrictions

PDF Only

Annotatable Files

Files that can be previewed without conversion

Images and Videos

Custom File Types

No Restrictions

Submissions

All submissions are kept

Only one submission allowed

Only the most recent submission is kept

Notification Email

Enter an email or multiple emails separated by a comma, to receive notifications when an assignment is



Once creating an assignment is completed go to Navbar and select **StrikePlagiarism** icon.



Content



Developer Reso...



Course Tools



Assessments



External Learn...



StrikePlagiarism

Assignments

[Help](#)

New Assignment

Edit Categories

More Actions

Assignments

[Submissions](#)

Assignment Name	Submissions	Date of last update	Due Date	Enable	Show report to students
Course 1	2 / 1	Jan. 11, 2023, 12:47 p.m.	Jan 27, 2023, 4:59:59 AM	<input checked="" type="checkbox"/>	<input checked="" type="checkbox"/>
Course 1/1	0 / 0		Feb 1, 2023, 4:59:59 AM	<input type="checkbox"/>	<input type="checkbox"/>

Enable

Show report to students



Enable our plugin for the created assignments and select whether you keep Similarity Report available or unavailable for the students for that particular Assignment. The verification process will start immediately once the documents are uploaded by the students.

Click on StrikePlagiarism icon in a Navbar to see the Submissions and Similarity Reports.

The screenshot displays the D2L Brightspace interface for a course named "Plagiat Course 1". The top navigation bar includes the D2L logo, course name, and user profile "Plagiat Instructor1". Below the navbar, a row of icons for "Content", "Course Tools", "Assessments", and "StrikePlagiarism" is shown, with the "StrikePlagiarism" icon circled in red. The main content area is titled "Course 1/1 - Submissions" and features buttons for "Edit Assignment", "Add Feedback Files", and "Submission Log". A search bar and "Show Search Options" link are present. A table of submissions is visible, with one entry for "test EN.docx (19.64 KB)" submitted on "Jan 13, 2023 8:28 AM". A dropdown menu is open, showing a list of courses: "All assignments", "Course 2", "Course 3", "Course 4", "course 5", "Course 6", and "Course 1/1".

Users | **Submissions**

Search For... Show Search Options

Download | Mark as Read | Mark as Unread | Delete

<input type="checkbox"/>	Submission(s)	Submission Date	Author / Title	Uploaded at
<input type="checkbox"/>	test EN.docx (19.64 KB)	Jan 13, 2023 8:28 AM		

Search

- Course 1/1
- All assignments
- Course 2
- Course 3
- Course 4
- course 5
- Course 6
- Course 1/1

This is a list of Submissions. By clicking on Search you can search an author or a document title, by clicking on a field next to it you can choose a course you are interested in.

The screenshot shows a submission list with the following columns: Author / Title, Assignment Name, Uploaded at, Viewed, SC1, Status, and Report. Annotations explain the 'Viewed' column icons (eye for viewed, crossed-out eye for not viewed) and the 'Status' column icons (checkmark for checked, gear for being checked). A 'Report' column contains external link icons. A search bar at the top allows searching by author or document title, and a dropdown menu allows selecting a course.

Author / Title	Assignment Name	Uploaded at	Viewed	SC1	Status	Report
Plagiat Student1 3.doc	Course 1/1	Jan. 12, 2023, 11:45 a.m.	👁️	44.66%	✓	🔗
Plagiat Student1 4.docx	Course 1/1	Jan. 12, 2023, 11:48 a.m.	👁️	98.32%	✓	🔗
Plagiat Student1 1.doc	Course 1/1	Jan. 12, 2023, 11:50 a.m.	🚫👁️	30.02%	✓	🔗
Plagiat Student1 4.docx	Course 1/1	Jan. 12, 2023, 12:08 p.m.	🚫👁️	93.26%	✓	🔗
Plagiat Student1 Evaluation	Course 1/1	Jan. 12, 2023, 12:10 p.m.	👁️	26.19%	✓	🔗
Plagiat Student1 4.docx	Course 1/1	Jan. 13, 2023, 2:41 p.m.	🚫👁️	93.81%	⚙️	🔗

Document title (points to search input)

Search for an author or a document title (points to search button)

Choose course (points to course dropdown)


Student has already viewed report (points to eye icon)

Similarity Coefficient and its score (points to SC1 column)

Click on this icon to open report (points to report link icon)

Student did not open report (points to crossed-out eye icon)

Status of document verification by the system. Document is checked or being checked. (points to checkmark and gear icons)






StrikePlagiarism.com Test Standard **test EN.docx** Report date **13.01.2023**  **Save | Submit** English ▾

Author(s) **Plagiat Student1** Coordinator **Test Coordinator** Edit date ---

Metadata ▾

List of possible text manipulation attempts ▲

In this section, you can find information regarding text modifications that may aim at temper with the analysis results. Invisible to the person evaluating the content of the document on a printout or in a file, they influence the phrases compared during text analysis (by causing intended misspellings) to conceal borrowings as well as to falsify values in the Similarity Report. It should be assessed whether the modifications are intentional or not.

Characters from another alphabet		35	▲ ▾
Spreads		0	▲ ▾
Micro spaces		11	▲ ▾
Hidden characters		34	▲ ▾
Paraphrases (SmartMarks)		5	▲ ▾

Record of similarities ▲

Please note that high coefficient values do not automatically mean plagiarism. The report must be analyzed by an authorized person.

Within academia, plagiarism by students, professors, or researchers is considered academic dishonesty or academic fraud, and offenders are subject to academic censure, up to and including expulsion. Some institutions use plagiarism detection software to uncover potential plagiarism and to deter students from plagiarizing. Some universities address the issue of academic integrity by providing students with thorough orientations, required writing courses, and clearly articulated honor codes. Indeed, there is a virtually uniform understanding among college students that plagiarism is wrong. "Nevertheless, each year students are brought to their institutions' disciplinary boards on charges that they have misused sources and try to cheat in their schoolwork." [23]

However, the practice of plagiarizing by use of sufficient word substitutions to exclude detection software, known as rogeting, has rapidly evolved as students and unethical academics seek to stay ahead of detection software. [24]

Despite phenomenon of plagiarism is very sensitive in academic society, there is no much done to move forward with academic integrity in many countries. The reasons are various: lack of legislation and regulations, poor practices implemented etc. Within last few years the plagiarism scandals became loudly


Choose the option ✕

- Save changes (continue editing)
- Disqualify
- Send for correction
- Accept (add to database)

Add justification

Save

Click on **Save | Submit** Feedback button to decide whether a documents is disqualified, sent for correction or accepted.



Thank you!



If you have any questions, please, contact us contact@strikeplagiarism.com