



StrikePlagiarism.com



Handbuch für den Ausbilder

Log in to Brightspace

Username *


Password *

Log In


[Forgot your password?](#)

Bei dem Konto anmelden

1 Wählen Sie einen Kurs.



2 Gehen Sie zu den Beurteilungen und wählen Sie Zuweisungen.



Plagiat Course 10 - PlagiatCourse10	↑
Plagiat Course 9 - PlagiatCourse9	⌵
Plagiat Course 8 - PlagiatCourse8	⌵
Plagiat Course 7 - PlagiatCourse7	⌵
Plagiat Course 6 - PlagiatCourse6	⌵
Plagiat Course 5 - PlagiatCourse5	⌵
Plagiat Course 4 - PlagiatCourse4	⌵
Plagiat Course 3 - PlagiatCourse3	⌵
Plagiat Course 2 - PlagiatCourse2	⌵

3 Erstellen Sie eine neue Aufgabe.

Assignments

[Back to Manage Assignments](#) **New Assignment** [New Assignment](#) [Edit Categories](#) [More Actions](#) ▾

Course 1/1

Grade Out Of: 100 points | [In Grade Book](#) ▾
Due Date: 1/31/2023 11:59 PM

Instructions

Paragraph ▾

Geben Sie die Daten ein.

[Record Audio](#) [Record Video](#)

[Save and Close](#) [Save](#) [Cancel](#) Hidden Visible

Zuweisung für Schüler sichtbar machen oder als Entwurf speichern

Submission & Completion

Assignment Type

Individual Assignment
No groups exist. Create new groups in the Groups tool.

Submission Type
File submission ▾

Files Allowed Per Submission

Unlimited
 One File

Allowable File Extensions

No Restrictions

- No Restrictions
- PDF Only
- Annotatable Files
- Files that can be previewed without conversion
- Images and Videos
- Custom File Types

Submissions

All submissions are kept
 Only one submission allowed
 Only the most recent submission is kept

Notification Email

Enter an email or multiple emails separated by a comma, to receive notifications when an assignment is

4

Sobald die Erstellung einer Aufgabe abgeschlossen ist, gehen Sie zur Navigationsleiste und wählen Sie das Symbol StrikePlagiarism.



Content



Developer Reso...



Course Tools



Assessments



External Learni...



StrikePlagiarism

Assignments

Help

New Assignment

Edit Categories

More Actions

Assignments

Submissions

Assignment Name	Submissions	Date of last update	Due Date	Enable	Show report to students
Course 1	2 / 1	Jan. 11, 2023, 12:47 p.m.	Jan 27, 2023, 4:59:59 AM	<input checked="" type="checkbox"/>	<input checked="" type="checkbox"/>
Course 1/1	0 / 0		Feb 1, 2023, 4:59:59 AM	<input type="checkbox"/>	<input type="checkbox"/>

Enable

Show report to students



Aktivieren Sie unser Plugin für die erstellten Aufgaben und wählen Sie aus, ob Sie den Ähnlichkeitsbericht für die Studenten für diese bestimmte Aufgabe verfügbar oder nicht verfügbar halten. Der Überprüfungsprozess beginnt sofort, sobald die Dokumente von den Studierenden hochgeladen wurden.

Klicken Sie auf das Symbol StrikePlagiarism in der Navigationsleiste, um die Übermittlungs- und Ähnlichkeitsberichte anzuzeigen.

The screenshot displays the D2L Brightspace interface for a course titled "Plagiat Course 1". The top navigation bar includes the D2L logo, the course name, and user information for "Plagiat Instructor1". Below the navigation bar, a menu contains icons for "Content", "Course Tools", "Assessments", and "StrikePlagiarism", with the latter being circled in red. The main content area shows the "Course 1/1 - Submissions" page, featuring buttons for "Edit Assignment", "Add Feedback Files", and "Submission Log". A search bar is present, and a dropdown menu is open, listing various course options: "Course 1/1", "All assignments", "Course 2", "Course 3", "Course 4", "course 5", "Course 6", and "Course 1/1".

D2L BRIGHTSPACE Plagiat Course 1

Content Course Tools Assessments **StrikePlagiarism**

Assignments > Course 1/1 > Submissions

Course 1/1 - Submissions

Edit Assignment Add Feedback Files Submission Log

Users Submissions

Search For... Show Search Options

Download Mark as Read Mark as Unread Delete

	Submission(s)	Submission Date	Author / Title	Uploaded at
<input type="checkbox"/>	test EN.docx (19.64 KB)	Jan 13, 2023 8:28 AM		

Search Course 1/1

- All assignments
- Course 2
- Course 3
- Course 4
- course 5
- Course 6
- Course 1/1

Dies ist eine Liste von Einreichungen. Wenn Sie auf "Suchen" klicken, können Sie nach einem Autor oder einem Dokumententitel suchen. Wenn Sie auf ein Feld daneben klicken, können Sie einen Kurs auswählen, der Sie interessiert.

The screenshot shows a search interface with a search bar and a course selection dropdown. Below is a table of submissions with columns for Author/Title, Assignment Name, Uploaded at, Viewed, SC1, Status, and Report. Annotations explain the 'Viewed' status icons and the 'Report' column links.

Author / Title	Assignment Name	Uploaded at	Viewed	SC1	Status	Report
Plagiat Student1 3.doc	Course 1/1	Jan. 12, 2023, 11:45 a.m.	👁️	44.66%	✓	🔗
Plagiat Student1 4.docx	Course 1/1	Jan. 12, 2023, 11:48 a.m.	👁️	98.32%	✓	🔗
Plagiat Student1 1.doc	Course 1/1	Jan. 12, 2023, 11:50 a.m.	🚫	30.02%	✓	🔗
Plagiat Student1 4.docx	Course 1/1	Jan. 12, 2023, 12:08 p.m.	🚫	93.26%	✓	🔗
Plagiat Student1 Evaluation	Course 1/1	Jan. 12, 2023, 12:10 p.m.	👁️	26.19%	✓	🔗
Plagiat Student1 4.docx	Course 1/1	Jan. 13, 2023, 2:41 p.m.	🚫	93.81%	🔄	🔗

Annotations:

- Suche nach einem Autor oder einem Dokumententitel:** Points to the search input field.
- Titel des Dokuments:** Points to the search input field.
- Kurs wählen:** Points to the course selection dropdown.
- Schüler hat Bericht bereits gesehen:** Points to the 👁️ icon in the 'Viewed' column.
- Ähnlichkeitskoeffizient und sein Ergebnis:** Points to the SC1 percentage column.
- Klicken Sie auf dieses Symbol, um den Bericht zu öffnen:** Points to the 🔗 icon in the 'Report' column.
- Schüler hat Bericht nicht geöffnet:** Points to the 🚫 icon in the 'Viewed' column.
- Status der Dokumentenprüfung durch das System. Dokument ist geprüft oder wird geprüft.** Points to the 🔄 icon in the 'Status' column.



Metadata

List of possible text manipulation attempts

In this section, you can find information regarding text modifications that may aim at temper with the analysis results. Invisible to the person evaluating the content of the document on a printout or in a file, they influence the phrases compared during text analysis (by causing intended misspellings) to conceal borrowings as well as to falsify values in the Similarity Report. It should be assessed whether the modifications are intentional or not.

Characters from another alphabet	β	35	^ ▾
Spreads	A→	0	^ ▾
Micro spaces		11	^ ▾
Hidden characters	β	34	^ ▾
Paraphrases (SmartMarks)	a	5	^ ▾

Record of similarities

Please note that high coefficient values do not automatically mean plagiarism. The report must be analyzed by an authorized person.

Within academia, plagiarism by students, professors, or researchers is considered academic dishonesty or academic fraud, and offenders are subject to academic censure, up to and including expulsion. Some institutions use plagiarism detection software to uncover potential plagiarism and to deter students from plagiarizing. Some universities address the issue of academic integrity by providing students with thorough orientations, required writing courses, and clearly articulated honor codes. Indeed, there is a virtually uniform understanding among college students that plagiarism is wrong. "Nevertheless, each year students are brought to their institutions' disciplinary boards on charges that they have misused sources and try to cheat in their schoolwork." [23]

However, the practice of plagiarizing by use of sufficient word substitutions to exclude detection software, known as rogeting, has rapidly evolved as students and unethical academics seek to stay ahead of detection software. [24]


Despite phenomenon of plagiarism is very sensitive in academic soc no much done to move forward with academic integrity in many co reasons are various: lack of legislation and regulations, poor practice implemented etc. Within last few years the plagiarism scandals beca

Choose the option

- Save changes (continue editing)
- Disqualify
- Send for correction
- Accept (add to database)

Add justification

Klicken Sie auf die Schaltfläche **Speichern | Feedback** senden um zu entscheiden, ob ein Dokument disqualifiziert, zur Korrektur geschickt oder akzeptiert wird.



Ich danke Ihnen!



Wenn Sie Fragen haben, kontaktieren Sie uns bitte contact@strikeplagiarism.com