




**StrikePlagiarism.com**  
и Moodle

Ръководство за администратори




Moodle integration is rooted based on a plugin that is available in the plugin registry. StrikePlagiarism supports all the latest versions of the Moodle.

Follow the link:

[https://moodle.org/plugins/plagiarism\\_strike](https://moodle.org/plugins/plagiarism_strike)

In order for the integration to be successful, you need to select the required version of the plugin and contact us to obtain an API key.

## Moodle plugins directory: StrikePlagiarism.com: Versions



### StrikePlagiarism.com

Plagiarism == plagiarism\_strike

Maintained by Sebsoft Plugins, Julia Kalchun

Strikeplagiarism.com is a commercial plagiarism detection system which requires a paid subscription to use. To use this plugin you must purchase a subscription from [www.strikeplagiarism.com](http://www.strikeplagiarism.com)

[Description](#) [Versions](#) [Stats](#) [Translations](#)

#### Current versions

3.7.0 (build 2022021200) (2022102502)

Moodle 3.8

Released: Tuesday 25 October 2022 20:20 PM

Download

[Release notes](#)

3.9.0 (build 2021012100) (2022102501)

Moodle 3.9, 3.10

Released: Tuesday 25 October 2022 20:17 PM

code prechecks 105 | 87

Download

[Release notes](#)

3.11.0 (build 2021070500) (2022102500)

Moodle 3.11, 4.0

Released: Tuesday 25 October 2022 20:14 PM

code prechecks 110 | 91

Download

[Release notes](#)

3.7.0 (build 2022021200) (2022032200)

Moodle 3.6, 3.7, 3.8

Download

1. Влезте във вашия служебен профил

2. След това ще видите главната страница и в менюто трябва да намерите "Администрация на сайта", щракнете върху нея.

## MOODLE РЪКОВОДСТВО ЗА АДМИНИСТРАТОРИ

pmo361.plagiat.pl

Test

.....

Remember username

Log in

Forgotten your username or password?

Cookies must be enabled in your browser ?

Some courses may allow guest access

Log in as a guest

pmo361

- Dashboard
- Site home
- Calendar
- Private files
- Site administration

Recently accessed courses

3. Намерете “Плъгини”  
и го изберете

4. На “Плъгини “ изберете  
“Проверка на плъгини”, за да  
проверите дали имате плъгин на  
stikeplagiarism.

Потърсете: StrikePlagiarism.com

**MOODLE РЪКОВОДСТВО ЗА  
АДМИНИСТРАТОРИ**

moodle

The screenshot shows the Moodle site administration interface for a site named 'pmo361'. The 'Plugins' menu item is circled in red. Below the main navigation, there are links for 'Install plugins' and 'Plugins overview'. At the bottom, a table lists installed plagiarism plugins.

Plagiarism plugins ⚙️		
StrikePlagiarism.com plagiarism_strike	3.7.0 (build 2022021200) 2022032200	<a href="#">Settings</a>

5. Изберете “Настройки” и проверете дали имате :
- На “Strike API Host тази връзка:  
<https://lmsapi.plagiat.pl>
  - И на Strike API Key парола (получавате я от нас)

6. Изберете “Test API connection”. И ако вашата “API connection status” е зелена и с текст : “200: Connection ok” тогава настройките са правилно зададени.

## MOODLE РЪКОВОДСТВО ЗА АДМИНИСТРАТОРИ

moodle

⚙️ Strike Settings

Strike Defaults

Strike Debug

For more information on this antiplagiarism system and how it works see: [www.StrikePlagiarism.com](http://www.StrikePlagiarism.com)

Use strike plagiarism plugin

Strike API Host ⓘ ⓘ

Strike API Key ⓘ ⓘ

ⓘ

Test API connection

API connection  
status

**200: Connection ok**

Влезте като системен администратор в Moodle.

pmo361.plagiat.pl

Test

Forgotten your username or password?

.....

Cookies must be enabled in your browser ?

Remember username

Some courses may allow guest access

Log in

Log in as a guest



Отидете в Администрация и изберете Advanced Features.

- Dashboard
- Site home
- Calendar
- Private files
- Site administration**

- Site administration
- Users
- Courses
- Grade
- Reports
- Development
- Notifications
- Registration
- Moodle services
- Advanced features
- Analytics
- Analytics settings
- Analytics models

ГИД ЗА  
ИНСТАЛИРАНЕ НА ПЛЪГИН

В този списък с разширени функции намерете възможност за откриване на плагиатство.

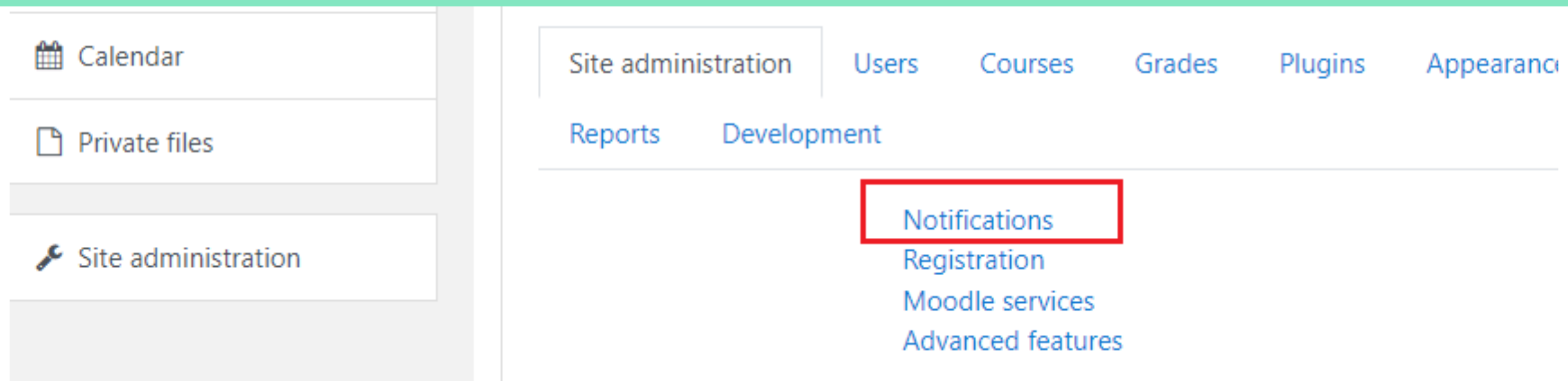


Enable plagiarism  
plugins  
enableplagiarism

Default: No

This will allow administrators to configure plagiarism plugins (if installed)

Копирайте плъгина от moodle \ plagiarism \ strike to <your moodle> / plagiarism  
Системата автоматично ще ви подкани да инсталирате нов плъгин или  
отидете в Администрация - Известия.



**ГИД ЗА ИНСТАЛИРАНЕ НА ПЛЪГИН**

Можете да получите достъп до страницата за конфигуриране на Moodle "Strike Plagiarism Checker", като използвате  
Администрация-> Плъгини-> Предотвратяване на плагиатство

You can find the "Yes / No" "Strike plagiarism plugin" on the job creation / update page. Thus, you can disable it for different tasks inside the course.



Dashboard  
Site home  
Calendar  
Private files  
Site administration

Site administration Users Courses Grades Plugins AI  
Reports Development

Plugins Install plugins Plugins overview

### StrikePlagiarism.com plugin

Use StrikePlagiarism.com plugin	Yes
The type of the assignment	Choose...
Cross-check mode	No
Notify admin about errors?	Yes
Notify teacher(s) about errors?	Yes
Notify teacher(s)	Anna Nowakowska teacher teacher
Moment of sending to antiplagiarism analysis	When first uploaded
Allow all supported file formats	Yes
File formats allowed for antiplagiarism analysis	txt doc

Plagiarism

Manage plagiarism plugins  
StrikePlagiarism.com



ГИД ЗА ИНСТАЛИРАНЕ НА ПЛЪГИН



**Долу можете да намерите и 2 други опции:**

Изпращане на документи до StrikePlagiarism автоматично, след като документът е качен от студента => в противен случай файлът ще бъде изпратен първо на преподавателя за преглед и по-нататъшно ръчно изпращане.

Sending documents for antiplagiarism analysis



Send chosen documents ⌵

Send chosen documents

Send all documents

Adding documents to the comparative database



Automatically after checking ⌵

Ограничаване на показва на доклада за сходство до студента, след като проверката е завършена.

Show StrikePlagiarism.com analysis status to student



Always ⌵

Never

Always

When Activity is closed

Show Similarity Coefficients to student



Show Similarity Report to student




Always ⌵

Email to student



Yes ⌵



Благодарим ви!



Ако имате въпроси, моля свържете се с нас на [contact@strikeplagiarism.com](mailto:contact@strikeplagiarism.com)